

BEACON HILL™ SMOOTH 80mm

ENDURACOLOR™



ALMOND GROVE FUSION



GRANITE MIST (FORMERLY GRANITE FUSION)



OPAL BLEND

34
SRI



OPAL BLEND
SMALL RECTANGLE BUNDLE ONLY

34
SRI



MIDNIGHT CHARCOAL
SMALL RECTANGLE BUNDLE ONLY



SMALL RECTANGLE BUNDLE
7 1/2 x 15 x 3 1/8"
190 x 380 x 80mm

PRODUCT ATTRIBUTES

Visual Appearance	Beacon Hill Smooth offers a smooth surface texture for a sleek, modern look with a contemporary colour palette.
Finish	Smooth with Enduracolor finish.

RECOMMENDED SAND



Gator G2 MAXX Sand

- | Setting time - 15 mins
- | Sets above 32° F/ 0° C
- | Can be applied if rain is expected (min. 1 hr)
- | Dust free and haze free
- | Requires only one watering
- | Four colours: Beige, Grey, Black and Ivory

Coverage:

Colour	Narrow Joints	Wide Joints
Beige, Grey, Ivory 50lb. bag	65-85 sqft	22-42 sqft
Black 50lb. bag	58-76 sqft	20-38 sqft

RECOMMENDED SEALER



Gator Natural Look Sealer

- | Water-based
- | Zero gloss finish
- | Multi purpose
- | Rain safe after 24 hours

Coverage:

Size	Area
3.78 L / 1 U.S. gal.	175 sqft
18.9 L. / 5.28 U.S. gal.	875 sqft

PRODUCT SPECIFICATIONS



LARGE RECTANGLE
15 x 22 7/16 x 3 1/8"
380 x 570 x 80mm



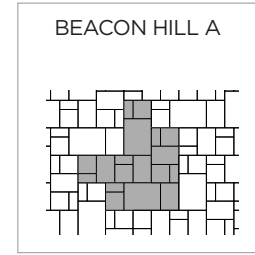
SQUARE
15 x 15 x 3 1/8"
380 x 380 x 80mm




SMALL RECTANGLE
7 1/2 x 15 x 3 1/8"
190 x 380 x 80mm

3 UNIT RANDOM BUNDLE

LAYING PATTERNS



BHS A
14% Small Rectangle, 28%
Square, 28% Large Rectangle,
28% XL Rectangle



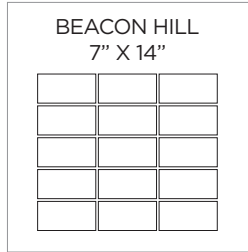

BHS B
14% Small Rectangle, 28%
Square, 28% Large Rectangle,
28% XL Rectangle

EDGE DETAILS



ROUNDED EDGE

BUNDLE CONFIGURATION



TECHNICAL INFORMATION

ASTM C 936 Standard Specifications for Solid Concrete Interlocking Paving Units

Conforms to:

- C140 for Absorption 4% avg - 5% max
- Compressive Strength > 8,000 PSI avg.
- C1645 for Freeze-thaw Durability
- C418 for Abrasion Durability
- Dimensional Accuracy +/- 3mm

Test results available upon request

Meets the U.S. Architectural & Transportation Barrier Compliance Board Slip-Resistance Surfaces Advisory Guidelines

TECHNICAL ADVANTAGES

ENDURACOLOR™

Refined surface and long-lasting colour

DRIVE FRIENDLY

80mm pavers can handle vehicular loads

Ask about our base stabilization system

PRODUCT DATA (NEW FORMAT)

Stones & Bundling	Unit		SqFt Per			Per Bundle		Soldier LnFt Per			Sailor LnFt per			Units Per			Lbs Per			
	Thickness		Bundle	Layer	Section	Stone	Layers	Section	Unit	Section	Bundle	Unit	Layer	Bundle	SqFt	Bundle	Layer	Layer	Section	Bundle
Pickering Manufacturing / Beacon Hill Flagstone 6cm Almond Grove Fusion stocked in Ayr																				
Random Bundle			81.6	11.65			7	-	-	-	0.99		65.66	0.77	56	-	383	-	2,986	
Large Rectangle	3 1/8" (80mm)		-	4.66	-	2.33	-	-	-	-	1.87		24.8	0.48	14	-	-	-	-	
Small Rectangle	3 1/8" (80mm)		-	2.33	-	0.77	-	-	-	-	0.63		13.23	1.43	21	-	-	-	-	
Square	3 1/8" (80mm)		-	4.66	-	1.55	-	-	-	-	1.25		26.25	0.72	21	-	-	-	-	
Small Rectangle (Smooth only)	3 1/8" (80mm)		81.6	11.55		0.77	7	-	0.63	-	66.15	1.25	-	131.25	1.43	105	15	426	-	2,985

Notes: Sold in full bundles only on a refundable skid. **Beacon Hill 80mm is approved for vehicular applications.** All measurements are nominal. **Important: A urethane rubber paver mat must be used to prevent scuffing.** Contact your Unilock Territory Manager or call 1-800-UNILOCK for further information. *For custom options, please contact your Unilock Territory Manager.

SOLAR REFLECTIVE INDEX (SRI) TESTING DETAILS

Product	Solar Reflectance	SRI
Opal Blend	0.32	34
Tuscany	0.39	44

LEED INFORMATION

Materials & Resources: LEED V4:

Building Product Disclosure and Optimization

Sourcing of Raw Materials - Sourcing of Raw Materials and Extraction • **1 point**

Sourcing of Raw Materials - Leadership Extraction Practices • **1 point**

Material Ingredient Reporting - Material Ingredient Reporting • **1 point**

Material Ingredient Reporting - Material Ingredient Optimization • **1 point**

Environmental Product Declaration • **1 point**

APPLICATIONS



Pedestrian



Commercial Vehicular



Residential Vehicular



*Wall pairing suggestion- U-CARA® - matching colour and finish